



Morgan Stanley Australia Corporate Day, Hong Kong 14 November 2011

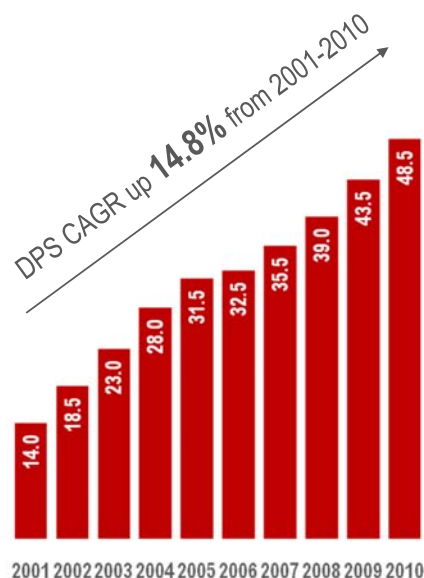
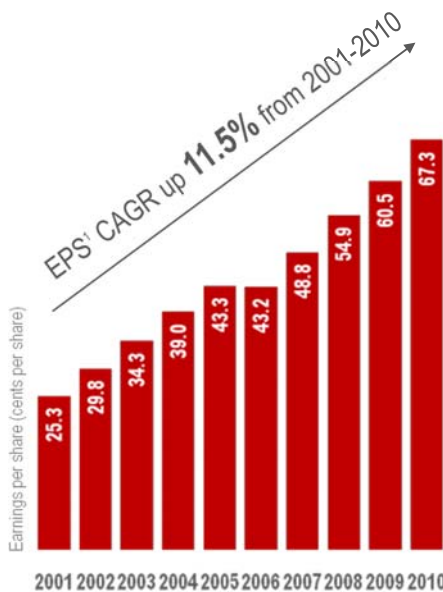
Terry Davis Group Managing Director
Kristina Devon Head of Investor Relations



Consistent delivery of EPS and DPS growth

9 out of the last 10 years of double-digit EPS growth

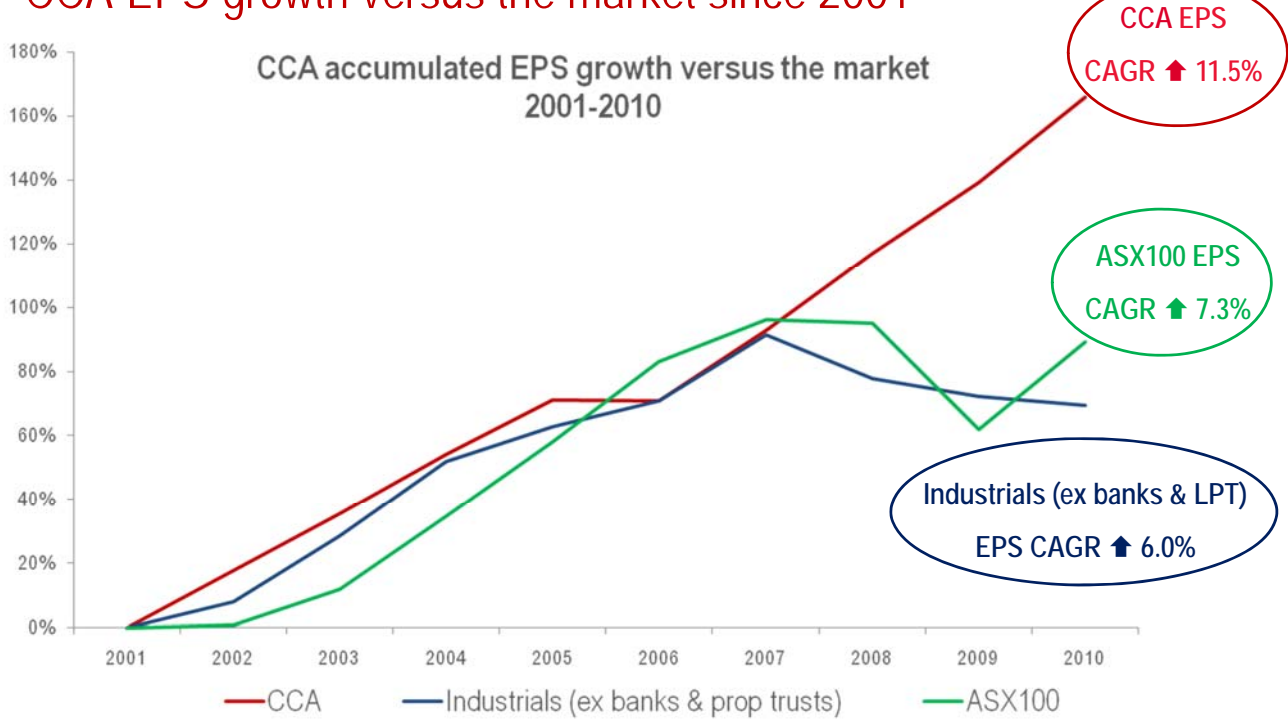
- 2010 EPS up 11.2% to 67.3 cps
- 2010 DPS up 11.5% to 48.5 cps



1. Before significant items



CCA EPS growth versus the market since 2001



CAGR = Compound annual growth rate

3



CCA shareholder value creation since 2001



4



Key Business Drivers

Continue to grow the core Australasian business

- Further new product and package innovation and mix improvements
- Drive cold drink sales through acceleration of our cooler placement programme to increase share of cold shelf space
- Deliver efficiency targets from Project Zero – PET bottle self-manufacture to deliver material savings over the next 5 years

Accelerate the growth of our Indonesian business

- Further increase in one-way-pack production capacity and coolers
- Developing lower priced entry packs through returnable-glass-bottles and market segmentation

Continue to be a leading player in alcoholic beverages in Australia and NZ

- Proven track record in adding significant value to alcoholic beverage brands through PacBev JV with SABM
- Opportunity for CCA to leverage its sales, distribution and logistics infrastructure with international alcohol brands



Australia - Product & pack innovation underpins strong market share position



Powerade 600ML
"Silver Charge"



Successful introduction of the Mt Franklin Super Light-weight "eco bottle"



Powerade Fuel+



Glaceau 500mlx9 mixed multipack



Mother fuel cap



GV Milk "Strong Coffee"



Frozen Coke Rotational Flavour Program



Investment & innovation in cold drink coolers continues to differentiate CCA from its competitors

- CCA's cold drink coolers are increasingly more pervasive, energy efficient and visually prominent
- Innovative technology that can detect technical issues, delivering more equipment up time for customers
- CCA currently rolling out the greenest cooler in the Coke system which uses >50% less energy than the previous standard 2 door cooler, saving customers up to \$500pa on their energy bills



3 Door Coolers



Fountain



Glass Front



Frozen Coke



PET self-manufacture update

A further step up in CCA's manufacturing and packaging capability

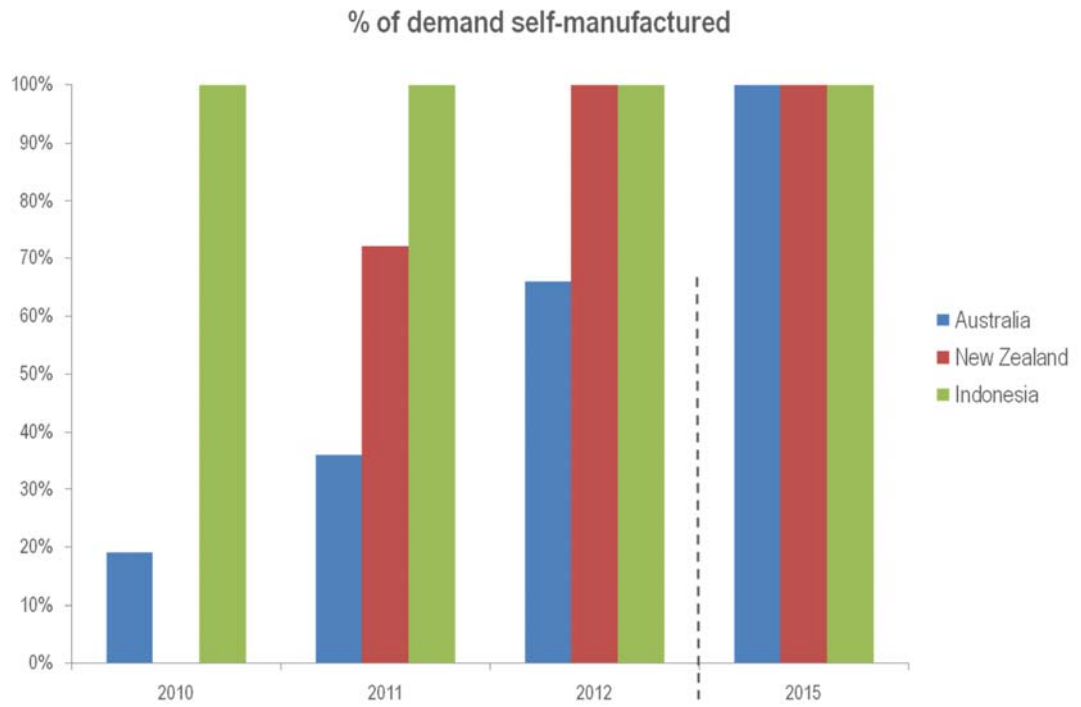
- ~\$450m investment from 2009 to 2015 with returns in excess of WACC
- Improved customer service through increased capacity and more flexible beverage production capacity
- Provides a platform for innovation by bringing the preform and PET bottle design process in-house
- Delivering savings through ~15% reduction in PET resin used to manufacture the bottles, elimination of empty bottle storage, reduced handling and transport costs
- Delivering on CCA's sustainability objective to materially reduce its carbon footprint

2011 Program: Investment of \$120m on 7 new blowfill lines and PET bottle preform and closure injection moulding plant

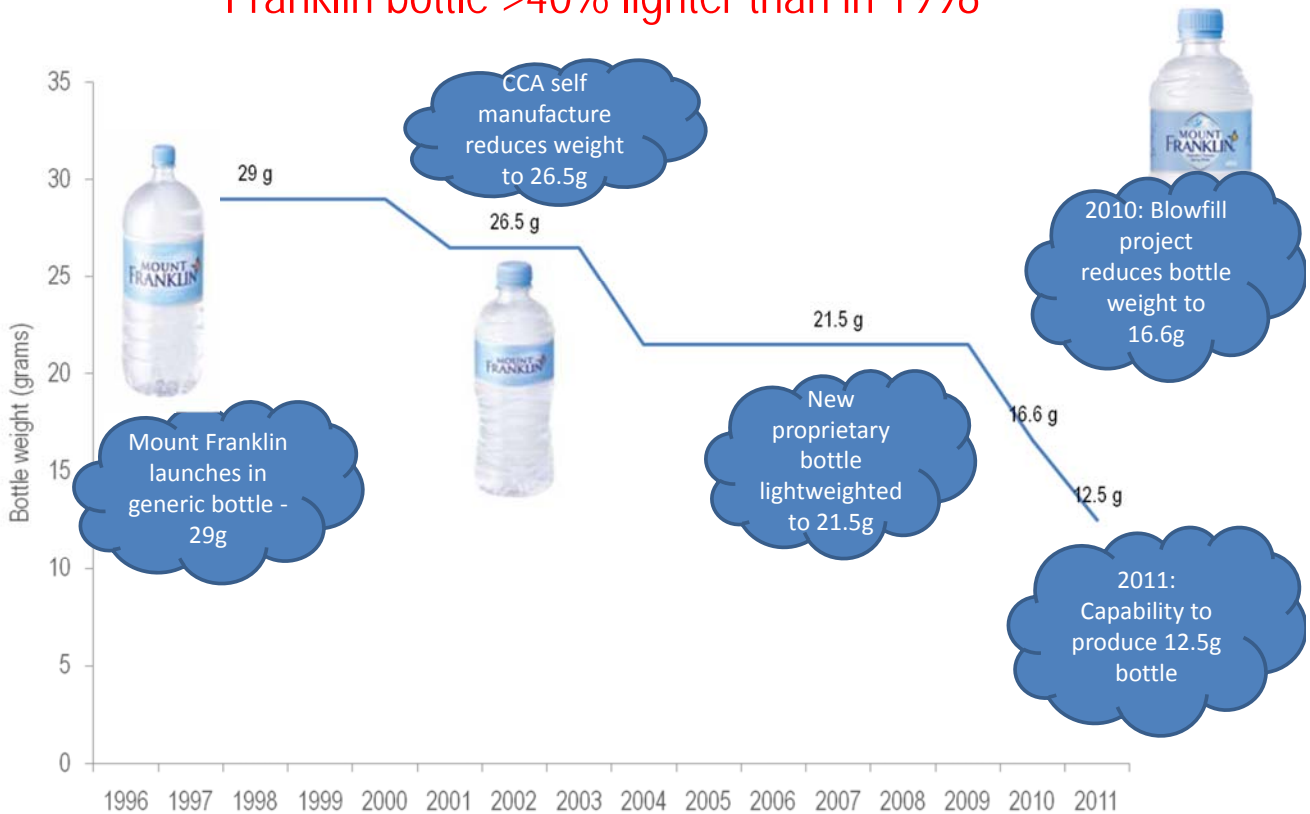
- 3 blowfill lines in Australia will increase self-manufactured PET bottles to ~40%
- 2 blowfill lines in NZ will increase self-manufactured PET bottles to ~60%
- 2 blowfill lines in Indonesia & PNG will increase total PET bottle capacity by >20%
- Eastern Creek preform manufacturing facility to be commissioned in late 2011/early 2012
- Self-manufacture of bottle closures in Australia to begin in early 2012



100% self-sufficiency in PET bottle, closure and preform manufacture by 2015



PET bottle self-manufacture – 600mL Mount Franklin bottle >40% lighter than in 1998





Key Business Drivers

Continue to grow the core Australasian business

- Further new product and package innovation and mix improvements
- Drive cold drink sales through acceleration of our cooler placement programme to increase share of cold shelf space
- Deliver efficiency targets from Project Zero – PET bottle self-manufacture to deliver material savings over the next 5 years

Accelerate the growth of our Indonesian business

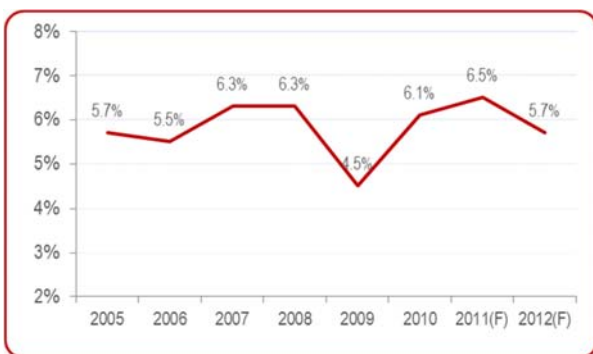
- Further increase in one-way-pack production capacity and coolers
- Developing lower priced entry packs through returnable-glass-bottles and market segmentation

Continue to be a leading player in alcoholic beverages in Australia and NZ

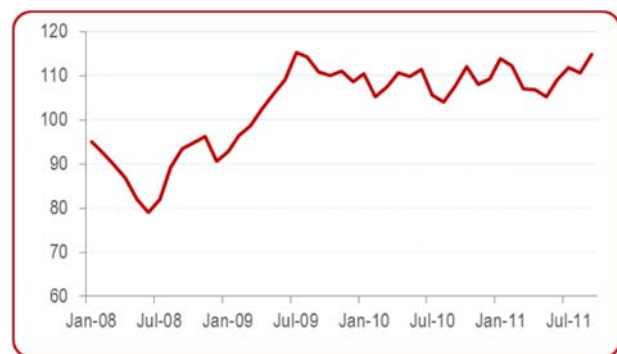
- Proven track record in adding significant value to alcoholic beverage brands through PacBev JV with SABM
- Opportunity for CCA to leverage its sales, distribution and logistics infrastructure with international alcohol brands

Solid economic fundamentals in Indonesia underpinning growth

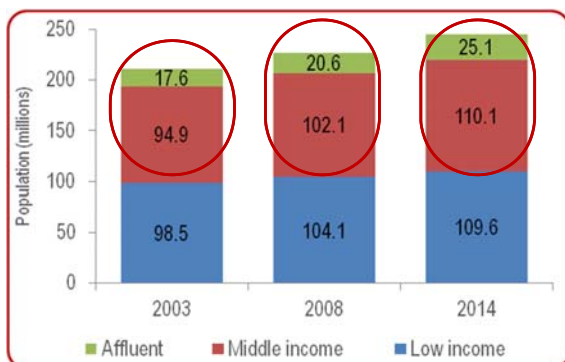
Strong GDP growth



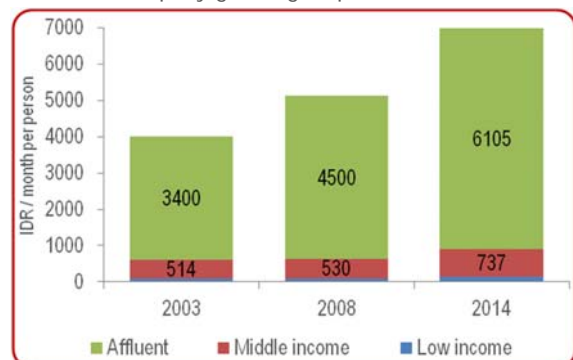
...and rising consumer confidence



Rapidly growing affluent and middle classes



...with rapidly growing disposable incomes



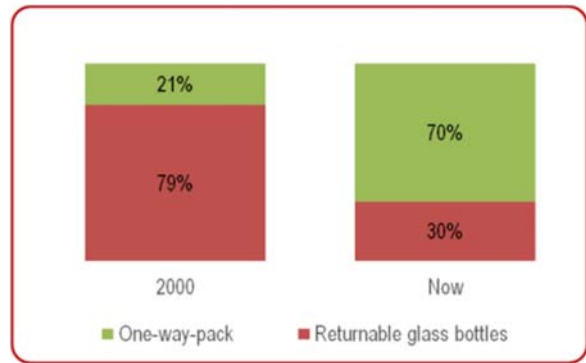
Established manufacturing & distribution footprint

CCA Key facts - Indonesia

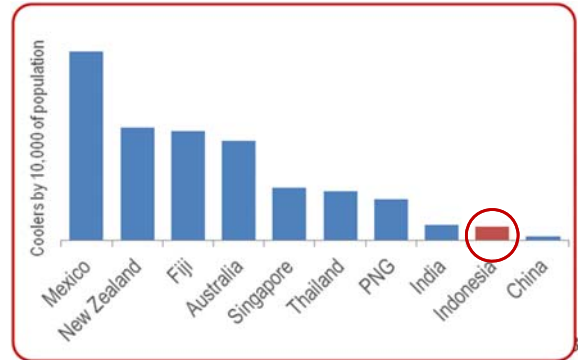
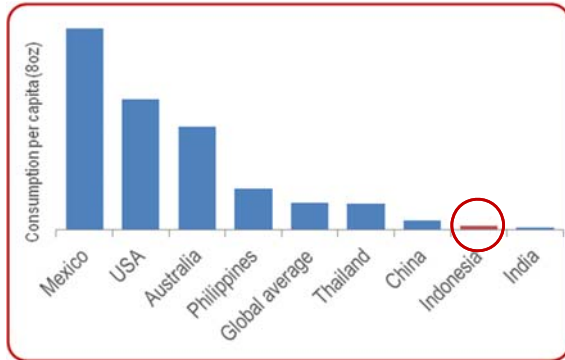
Production facilities	8
Production lines	35
Warehouses	96
Employees	7,609
Coolers	199,000
Customers	485,000

* As at Dec10

Repositioned package mix to target higher income consumers



Opportunity to benefit from growing per capita consumption through product innovation and increased cooler penetration



Key Business Drivers



Continue to grow the core Australasian business

- Further new product and package innovation and mix improvements
- Drive cold drink sales through acceleration of our cooler placement programme to increase share of cold shelf space
- Deliver efficiency targets from Project Zero – PET bottle self-manufacture to deliver material savings over the next 5 years

Accelerate the growth of our Indonesian business

- Further increase in one-way-pack production capacity and coolers
- Developing lower priced entry packs through returnable-glass-bottles and market segmentation

Continue to be a leading player in alcoholic beverages in Australia and NZ

- Proven track record in adding significant value to alcoholic beverage brands through PacBev JV with SABM
- Opportunity for CCA to leverage its sales, distribution and logistics infrastructure with international alcohol brands



Alcoholic Beverages



Beam Spirits

- In Mar11, announced a new 10 year agreement for the manufacture, sales and distribution of the Beam premium spirits portfolio in Australia, Beam Global's second largest market in the world
- Opportunity to accelerate earnings growth under the new agreement

Premium beer

- Pacific Beverages has continued to grow its market share of the Australian premium packaged beer category and now accounts for over 10% of the category by both volume and value
- Very strong growth in draught beer in 2011
- 5 beers now in the Top 15 premium brands – Peroni Nastro Azzurro, Bluetongue Premium Lager, Grolsch, Miller Genuine Draft and Miller Chill



15



Alcoholic Beverages



SABMiller bid for Fosters Group Limited

- Agreement reached in Jun11 to sell CCA's share of PacBev to SABM for \$300-380m if they successfully acquire FGL, realising over \$200m in gross profit and approx \$300m in cash for CCA
- If SABM are successful, CCA will have the opportunity to acquire all of the Fosters spirits, ARTD and non-alcoholic brands as well as the Fiji brewery and distillery at prices that deliver immediate EPS accretion to CCA



16



Disclaimer

CCA advises that these presentation slides contain forward looking statements which may be subject to significant uncertainties outside of CCA's control.

No representation is made as to the accuracy or reliability of forecasts or the assumptions on which they are based.

Actual future events may vary from these forecasts and you are cautioned not to place undue reliance on any forward looking statement.

